

Drage

B&T



Drage

Bench — Low Table

Indoor



Drage

Bench — Low Table

Indoor



Drage

Bench — Low Table

Indoor



Drage

Bench — Low Table

Drage

Meet the Drage family, bringing energy and dynamism to waiting areas, with their organic forms which render their modest and refined design timeless.

Indoor

Distinguished with their modest design, the Drage family supports the creation of a holistic and balanced perception of space, while its poufs with their three different forms turn the shared areas of spaces such as hotels, offices, schools, hospitals into unique spots of experience.





Drage family while its low tables stand out with their circular forms, enabling possible matches specific to the language of aesthetics and the needs of use of wherever they are, thanks to their three different heights and widths, their options of marble or sheet metal surface, and colour alternatives.

Designer

Alp Nuhoğlu / 2021

Drage

Bench — Low Table

Indoor





Drage

Bench — Low Table

Indoor

Product Details



Emphasizing their twisted turns, the traces of their stitches characterize the Drage pouffes of different forms and dimensions. Rendering possible the creation of numerous combinations and striking matches with the colour options in the chart, the Drage pouffes with their organic forms make every space less ordinary, much warmer, more vibrant and inviting.



Turning in every space into an element of balance with their circular form, the Drage with their modest style exercise an effect on the waiting rooms of hotels, offices, schools and hospitals, while they make the space less ordinary by allowing the creation of numerous combinations with their colour and material alternatives in the chart.

Drage

Bench — Low Table

Indoor



Drage

Bench — Low Table

Indoor

Finish Options

A rich range of material choices is provided for Drage series to create the best match within interior style.

Low Table Finishes

Metal - Electrostatic Powder Coating



BLACK
RAL 9005



WHITE
RAL 9016



SILK GREY
RAL 7044



TAUPE
G 876



GREEN GREY
RAL 7009



PALE BROWN
RAL 8025



PRECIOUS SAND



BEIGE RED
RAL 3012



GREY
G 458



ANTHRACITE
RAL 7016



NORDIC LICHEN



CEMENT GREY
RAL 7033



TERRACOTTA
RAL 8004



BLACK RED
RAL 3007



BRONZE



GOLD

Upholstery

Fabric, Leather.

Pouf		
fabric (mt)	140cm	5
	152cm	5,5
	180cm	6,5
	220cm	4,3
	270cm	5,3
	267x203cm	7,5
	327x203cm	8,6
	352x257cm	9,8
	377x203cm	9,6
leather (m²)	140cm	7,5
	152cm	8,25
	180cm	9,75
	220cm	6,45
	270cm	7,95
	267x203cm	11,25
	327x203cm	12,9
	352x257cm	14,7
	377x203cm	14,4

More options are downloadable in the catalogues

MATERIAL CATALOGUE

FABRIC & LEATHER CATALOGUE



Drage

Bench — Low Table

Indoor



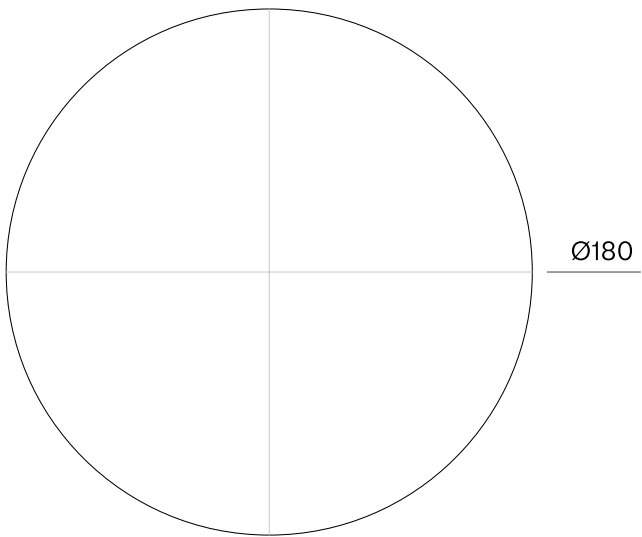
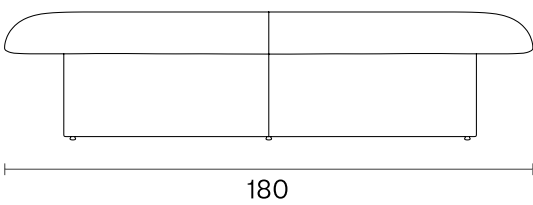
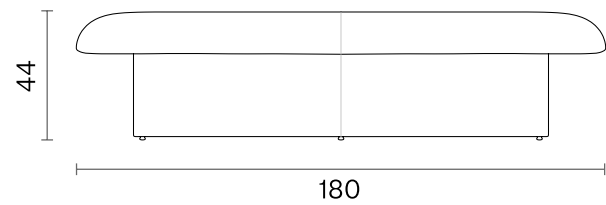
Drage

Bench — Low Table

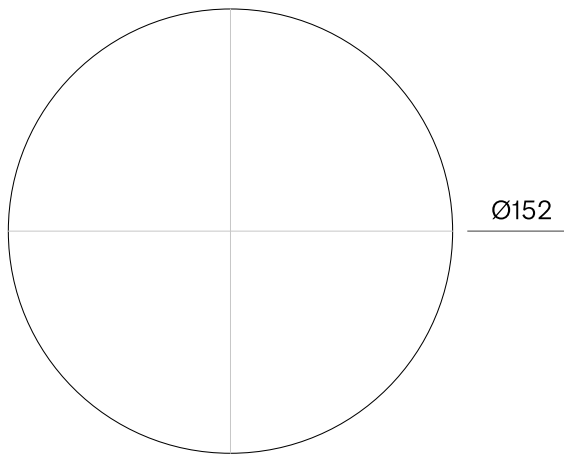
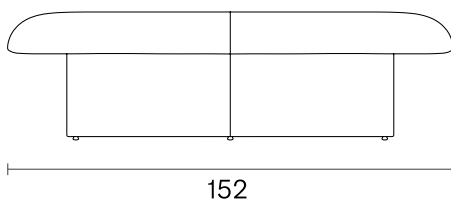
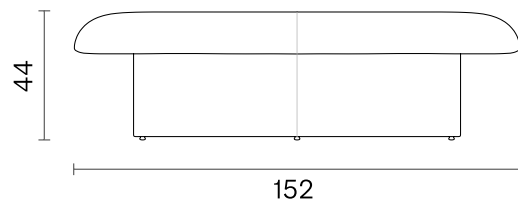
Indoor

Dimensions (cm)

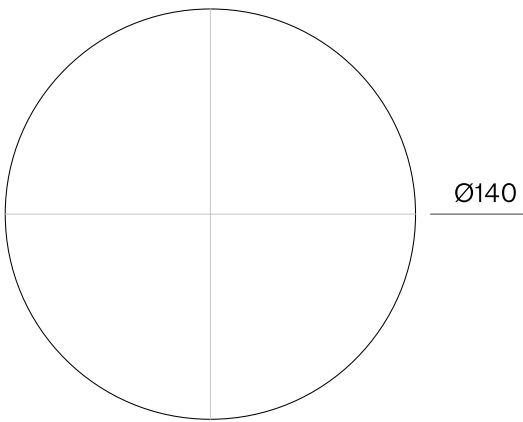
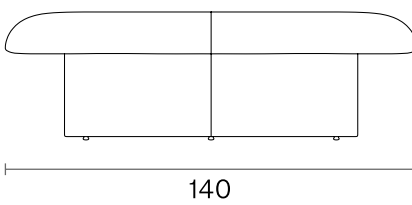
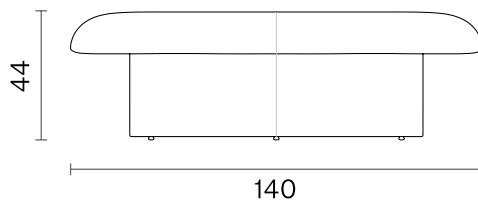
ROUND 180



ROUND 152

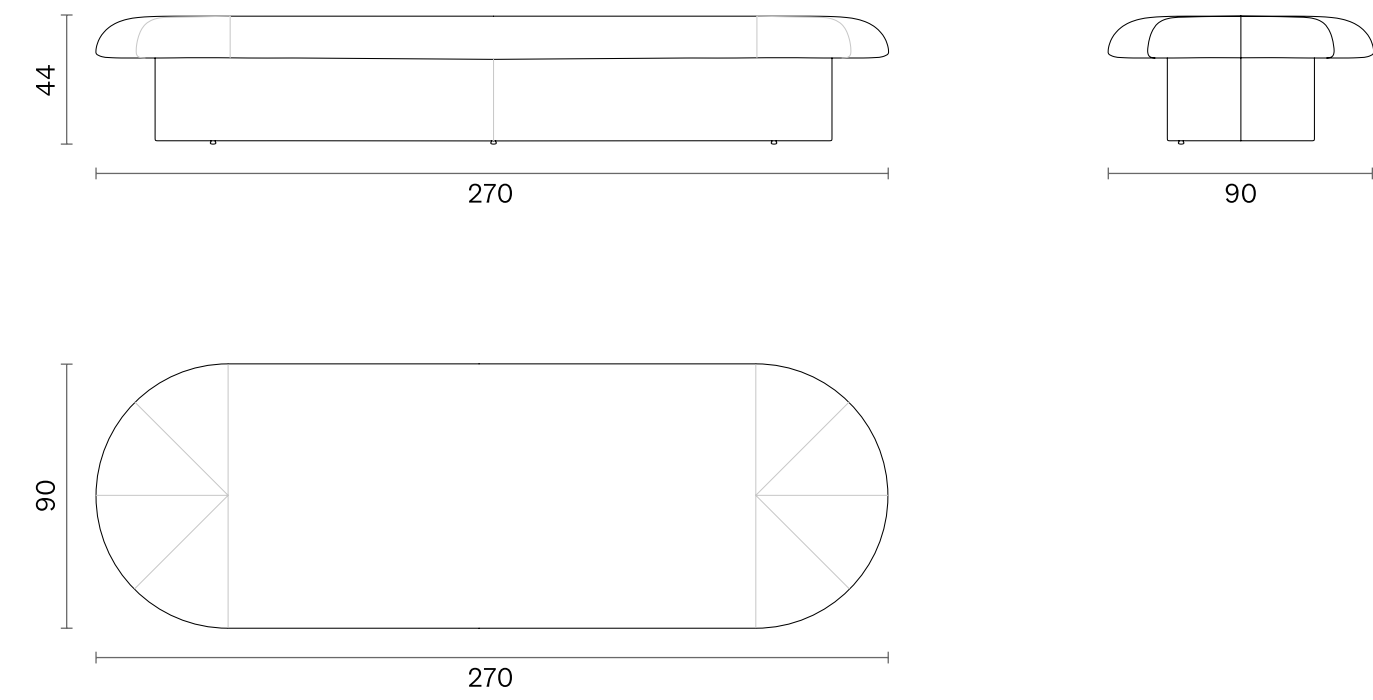


ROUND 140

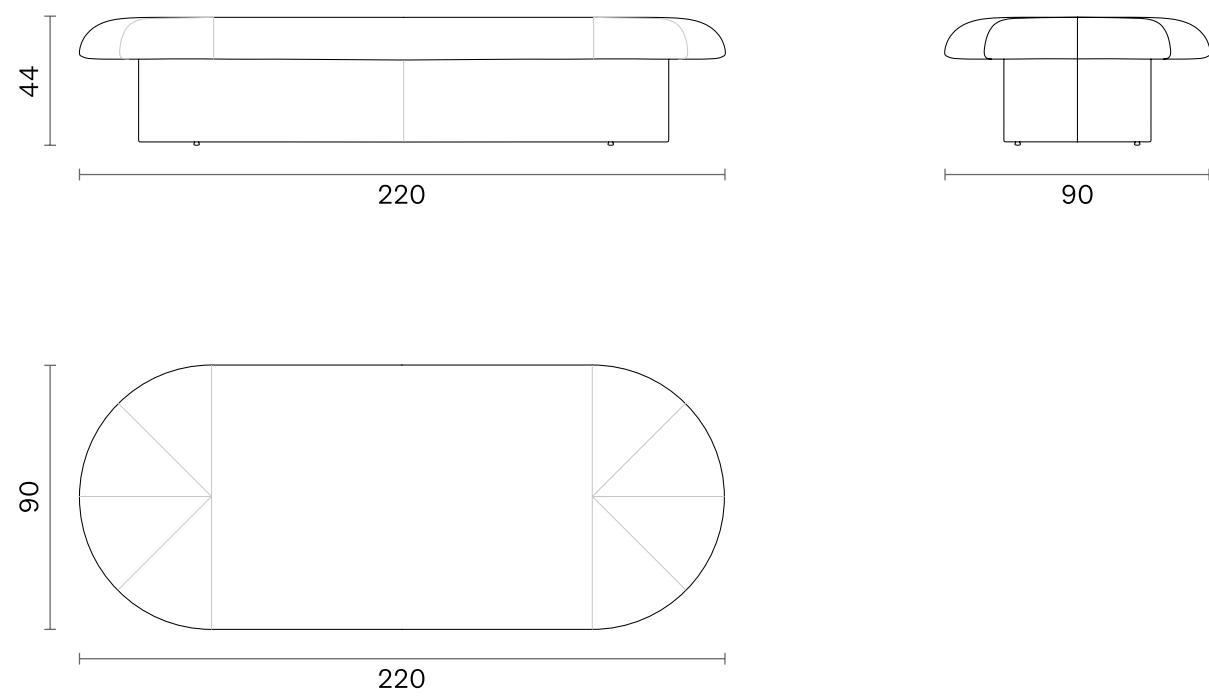


Dimensions (cm)

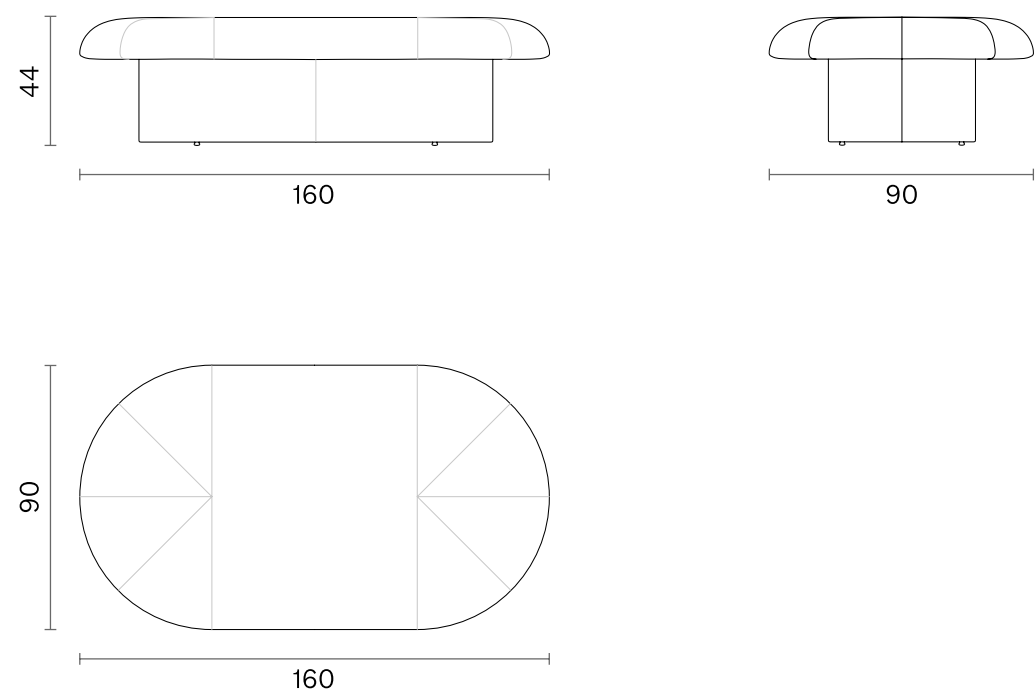
STRAIGHT 270



STRAIGHT 220



STRAIGHT 160



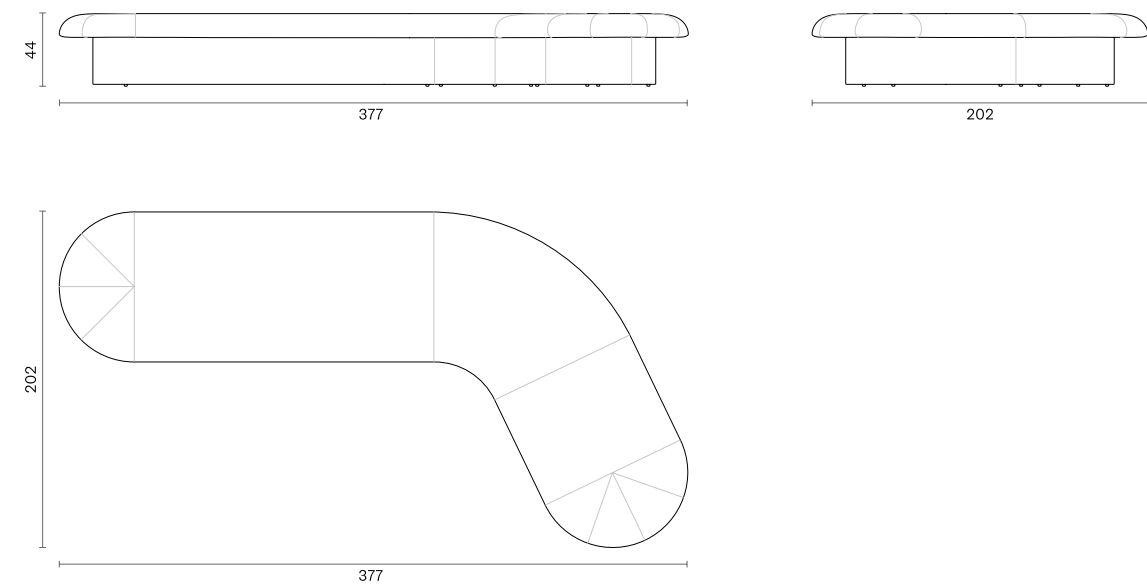
Drage

Bench — Low Table

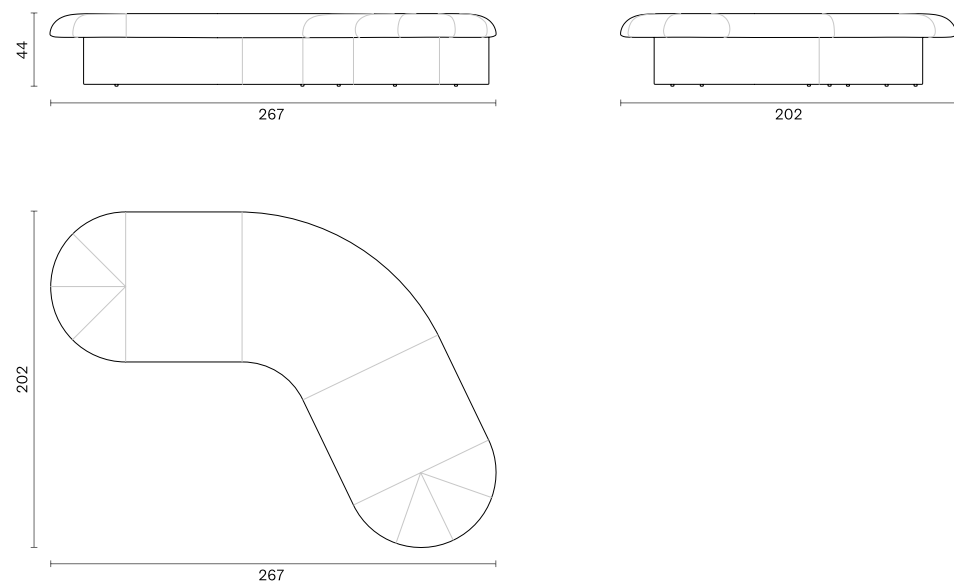
Indoor

Dimensions (cm)

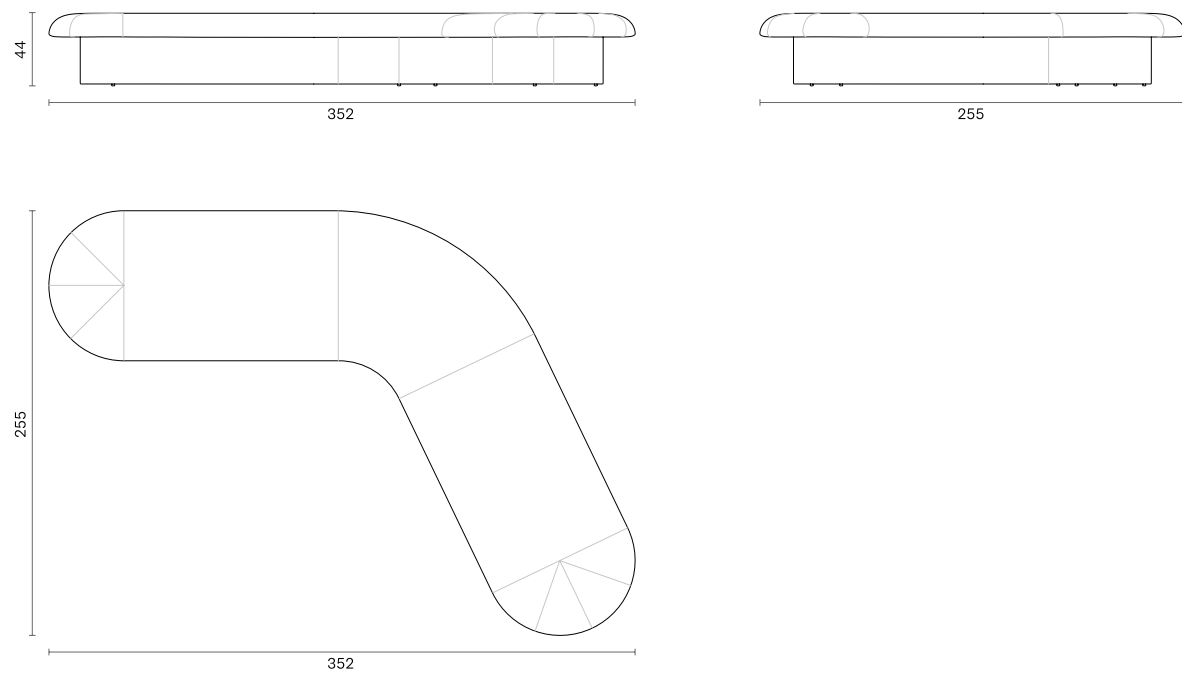
CORNER 377



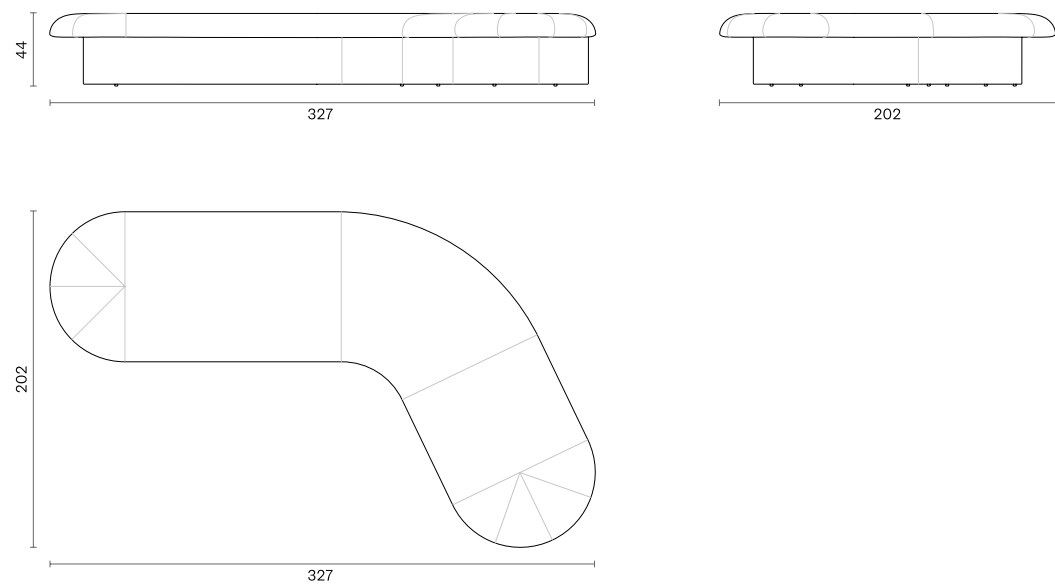
CORNER 267



CORNER 352

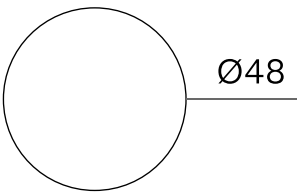
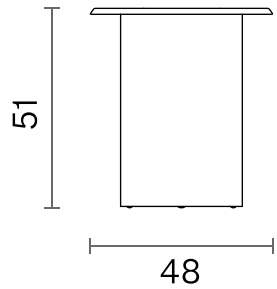


CORNER 327

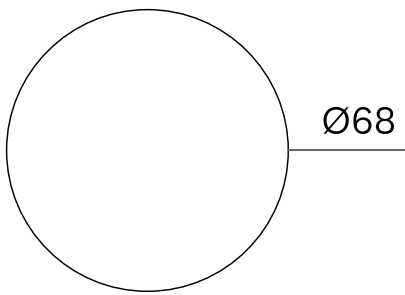
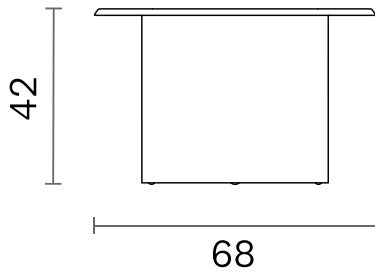


Dimensions (cm)

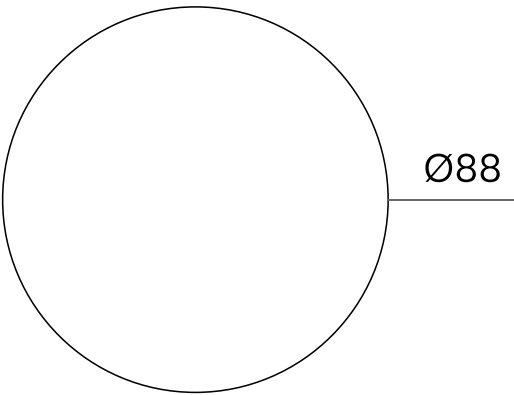
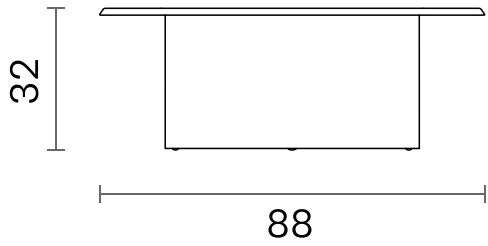
Ø48



Ø68



Ø88



Drage

Bench — Low Table

Indoor

Downloads

2D dwg, 3ds, 3dsMax, FBX, Rhino,
Sketchup files **click and download**



You can run this product
with following systems:



Technical Specifications				Benches					
	Ø140	Ø152	Ø180	Straight 220	Straight 270	Corner 267x203	Corner 327x203	Corner 352,5x257,5	Corner 377x203
Package Dimensions	150x150x45cm	160x160x45cm	160x160x45cm	230x100x45xcm	280x100x45cm	277x213x45cm	337x213x45cm	362x267x45cm	387x213x45cm
Quantity in box	1								
Volume	1	1,15	1,65	1	1,25	2,65	3,25	4,35	3,71
Weight	-								
Structure	Solid Beechwood + Plywood								
Seat	HR Foam								

Technical Specifications

Low Table

	Ø48	Ø68	Ø88
Package Dimensions	55x55x60cm	75x75x50cm	95x95x38cm
Volume	0,20	0,25	0,35
Weight	8	10	14

Base

1,5mm Metal Sheet + Electrostatic Powder Coated

Top

1,5mm Metal Sheet + Electrostatic Powder Coated



www.bt.design

Showroom

Istanbul

istanbul@bt.design

Ankara

ankara@bt.design

London

london@bt.design

Factory

Istanbul

fabrika@bt.design

Bulgaria

europe@bt.design

Export

export@bt.design