

LONGO NOMADA

— By Ramos&Bassols —

Technical profile - Longo Nomada

Individual Seat - Models and Dimensions.....	02
Double Seat - Models and Dimensions.....	03
Exemple of Configurations.....	04
Finishes.....	04
Ecodesign, Standards & Remarkable Values.....	05

Price List - Longo Nomada

Individual Seat.....	06
74cm Height Tables.....	06
Double Seat.....	07
Coffee Tables.....	07



■ SINGLE LONGO NOMADA



■ DESCRIPTION

Module made of metal structure with a 10x40x1.5 mm profile, joint brackets and legs of cast aluminum. Flexible polyurethane injection foam of 55-60 kg/m³, interior frame of perimeter steel tube of $\varnothing = 16$ mm and a membrane of $\varnothing = 4$ mm, available in different fabric bands

■ ESTRUCTURE

Structure made of steel tubes, covered in epoxy paint in black, silver or white finish.

Joint brackets of cast aluminum, covered in epoxy paint in black, silver or white finish

Legs of cast aluminum in a pandramid shape, with levelers and anti-slip soles, made from injected aluminum and covered in epoxy paint black, silver or white finish.

SOFT SEATING



Detail of a joint bracket made of cast aluminium.



Die-cast polypropylene leveler with anti-slip sole.

COFFEE TABLES

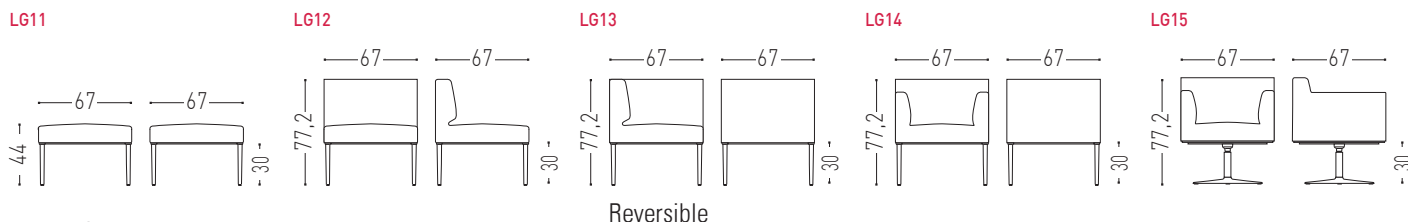


Detail of a joint bracket of cast aluminium.



Die-cast polypropylene leveler with anti-slip sole.

■ DIMENSIONS



■ RANGE

SINGLE STRUTURE



CIRCULAR BASE - 58 cm



DOBLE LONGO NOMADA



DESCRIPTION

Module made of metal structure with a 10x40x1.5 mm profile, joint brackets and legs of cast aluminum. Flexible polyurethane injection foam of 55-60 kg/m³, interior frame of perimeter steel tube of $\varnothing=16$ mm and a membrane of $\varnothing=4$ mm, available in different fabric bands

ESTRUCTURE

Structure made of steel tubes, covered in epoxy paint in black, silver or white finish.

Joint brackets of cast aluminum, covered in epoxy paint in black, silver or white finish

Legs of cast aluminum in a pandramid shape, with levelers and anti-slip soles, made from injected aluminum and covered in epoxy paint black, silver or white finish.



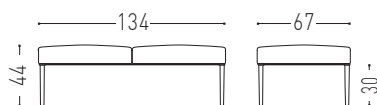
Detail of a joint bracket of cast aluminium.



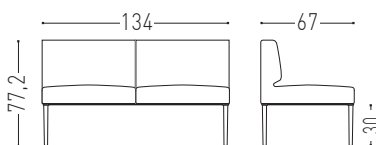
Die-cast polypropylene leveler with anti-slip sole.

DIMENSIONS

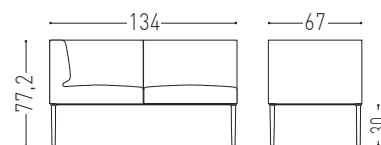
LG21



LG22

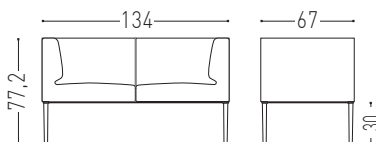


LG23

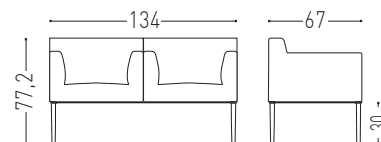


Reversible

LG24



LG25



RANGE

SHARED FRAME



Cushion module



Low back module



Module with arms



Corner module




2 armchair module



Technical Profile

FINISHES

Structure




Surfaces


Fabric T



Fabric AO




Fabric AI



Fabric V



Fabric D



Fabric A




Fabric AE




Fabric U



Fabric M



LONGO NOMADA LAYOUTS - INDIVIDUAL SEATS



LONGO NOMADA CONFIGURATIONS - DOUBLE SEATS

