


Matt

B&T



Matt

Benches

Indoor



Matt

Benches

Indoor

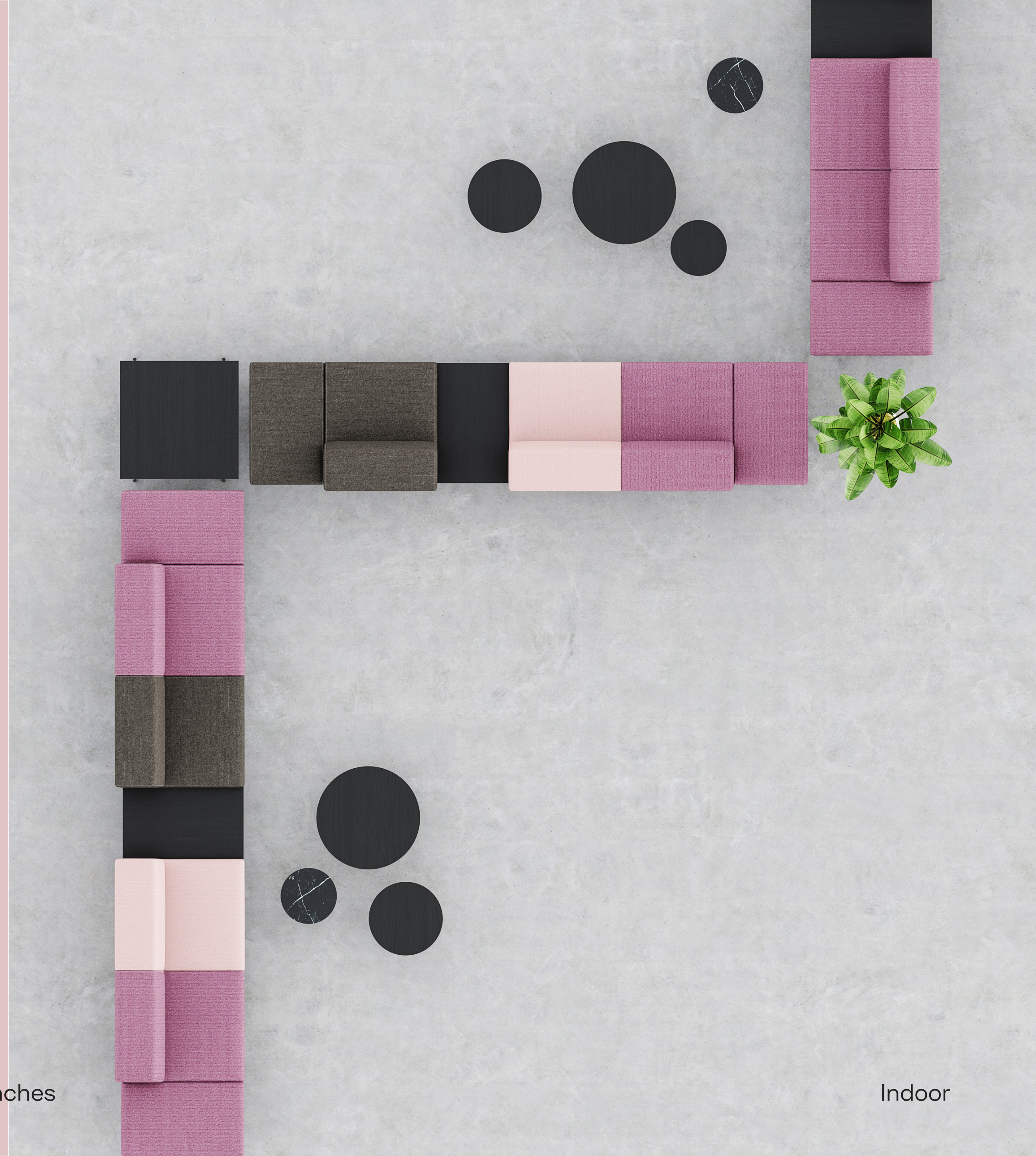
Matt

B&T Design presents countless combinations in a new product family. It is possible to arrange innumerable compositions with the modular Matt seating series.

Matt

Benches

Indoor





Matt series can be used in crowded and high-traffic areas without deformation for years. The low table module can be used between seating modules, as well as at the ending of a sofa configuration. Besides the low table function, it can be positioned to act as a division between double or triple groups of seats in a single array, in places like waiting areas of hospitals.

Designer

Alp Nuhoğlu - 2020

Matt

Benches

Indoor






Matt


Benches

Indoor

Product Details



According to the customer's preference, it is possible to create double, triple sofas or L-shaped modular sofas thanks to the freedom of making endless combinations of Matt series. It can be prepared monochromatically or multi-coloured and full of textures.



Matt

Benches

Indoor

Finish Options

A rich range of material choices is provided for Matt series to create the best match within interior style.

Metal Finishes

Electrostatic Powder Coating



White
RAL 9016



Silk Grey
RAL 7044



Precious
Sand



Taupe
G 876



Nordic
Lichen



Green Grey
RAL 7009



Cement Grey
RAL 7033



Beige Red
RAL 3012



Terracotta
RAL 8004



Pale Brown
RAL 8025



Black Red
RAL 3007



Grey
G 458



Anthracite
RAL 7016



Black
RAL 9005



Bronze



Gold

Upholstery

Fabric, Leather, Artifical Leather.
COM and COL options are also available

Configurations

textile fabric (mt)	Plan 1	17
	Plan 2	15
	Plan 3	15
	Plan 4	15
	Plan 5	12
	Plan 6	11
	Plan 7	9
	Plan 7	9
	Plan 9	11
	Plan 10	9
real leather (m²)	Plan 1	23
	Plan 2	21
	Plan 3	21
	Plan 4	21
	Plan 5	17
	Plan 6	15
	Plan 7	13
	Plan 7	13
	Plan 9	15
	Plan 10	13

Modules



textile fabric (mt)	Module w/Back Corner Pouf	3 6 1,5
	Module w/Back Corner Pouf	4,2 8,4 2,4

Table Top Materials







Veneer (18mm)

									
White RAL 110-1 (Ash)	Natural (Ash)	Silk Grey RAL 7044 (Ash)	Taupe G 876 (Ash)	Smoke Grey (Oak)	Cement Grey RAL 7033	Green Grey RAL 7009	Nordic Lichen (Ash)	Beige Red RAL 3012	Terracotta RAL 8004
									
Precious Sand (Ash)	Light Brown (Oak)	Pale Brown RAL 8025	Dark Brown (Oak)	Black Red RAL 3007 (Ash)	Walnut	Grey G 458	Anthracite RAL 7016	Black RAL 9005	



Lacquer (18mm)

									
White RAL 9016	Silk Grey RAL 7044	Precious Sand	Taupe G 876	Nordic Lichen	Green Grey	Cement Grey RAL 7033	Beige Red RAL 3012	Terracotta RAL 8004	
									
Pale Brown RAL 8025	Black Red RAL 3007	Grey G 458	Anthracite RAL 7016	Black RAL 9005					

Laminate (18mm)

					
Polar White 3097	Beige Grey 3151	Midnight Ash 3242	Saratoga Cream 4662	Walnut Opera 4481	Black 3190

Fenix (18mm)

	
Nero Ingo 0720	Bianco Male 0029

More options are downloable in the catalogues

MATERIAL CATALOGUE 

FABRIC & LEATHER CATALOGUE 

Matt

Benches

Indoor



Matt



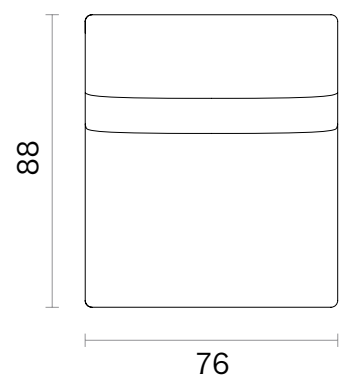
Benches

Indoor

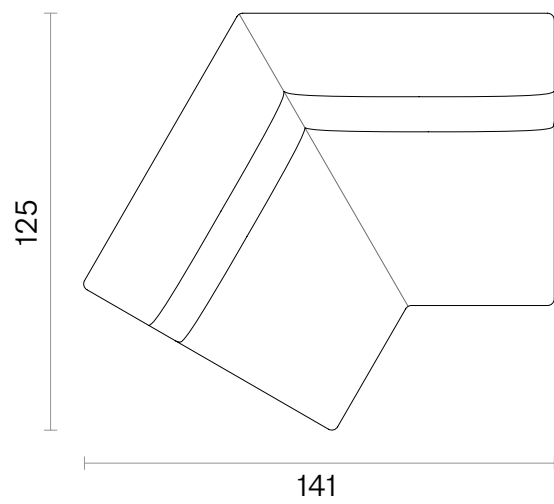
Dimensions (cm)

Modules

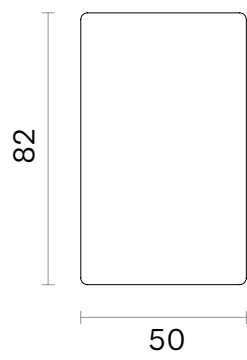
Module with Back



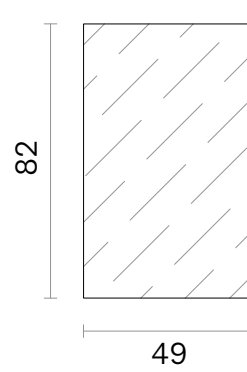
Corner



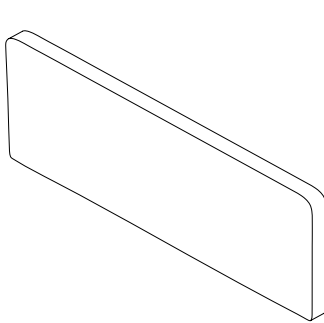
Pouf



Side Table 82x49



Arm Module



Matt

Benches

Indoor

Dimensions (cm)

Configurations

Plan 1



Plan 2



Plan 3



Plan 4



Plan 5



Plan 6



Plan 7



Plan 8



Plan 9



Plan 10



Plan 11

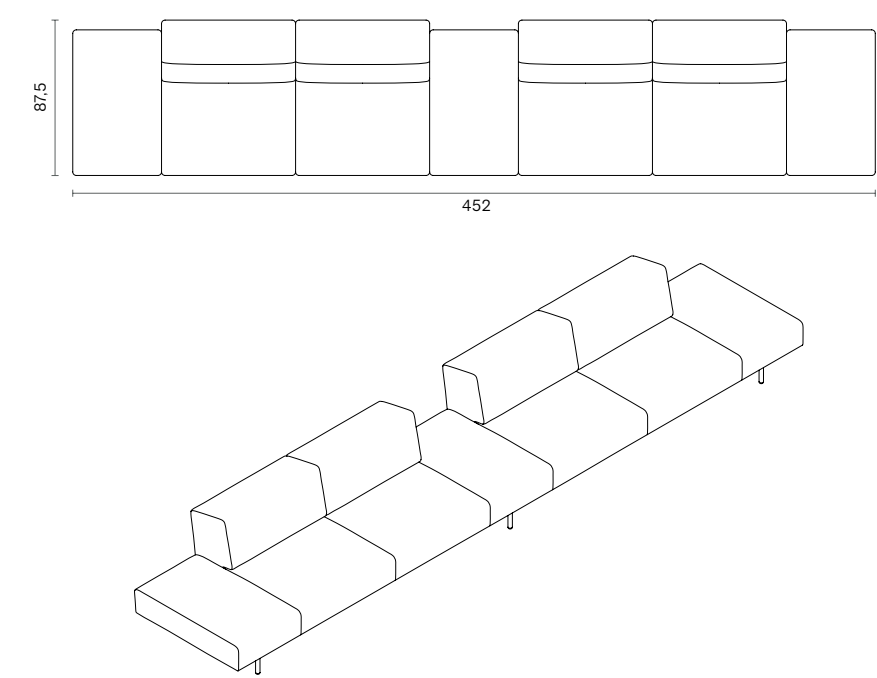


Plan 12

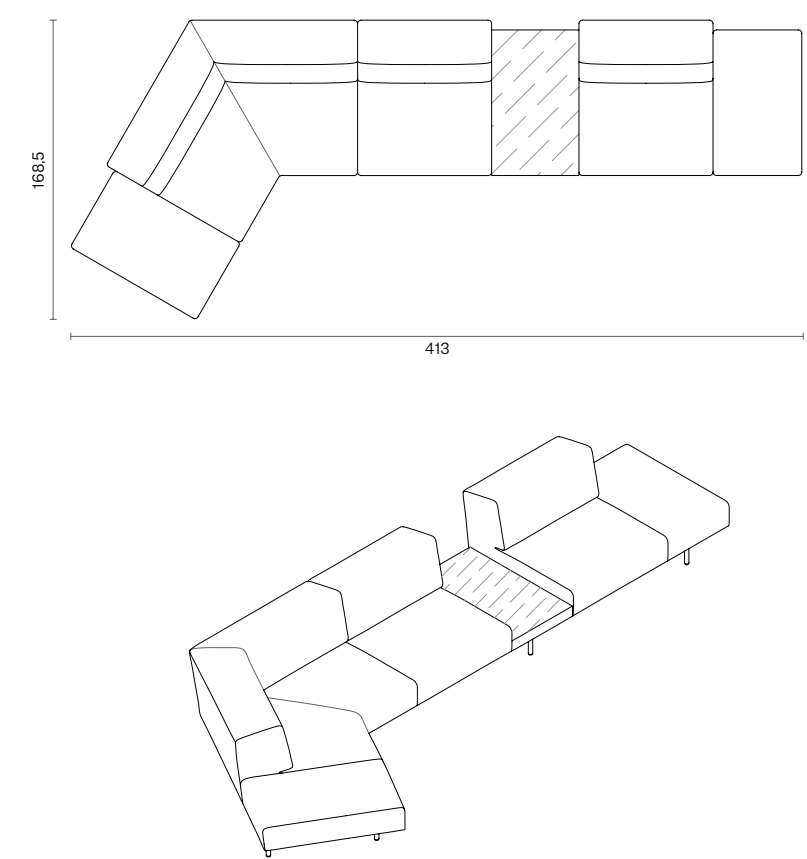


Dimensions (cm)

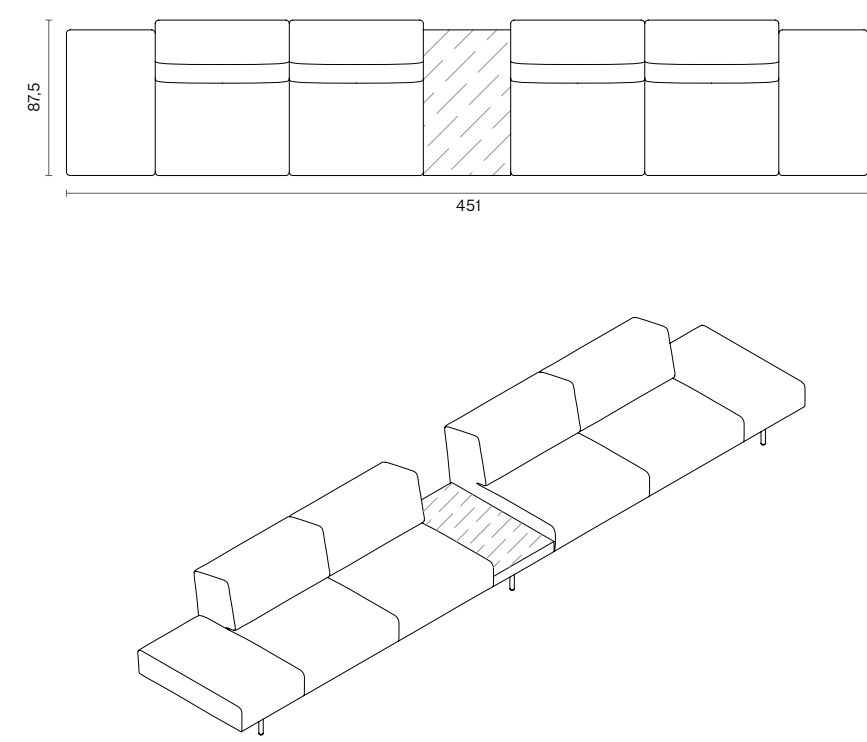
Plan 1



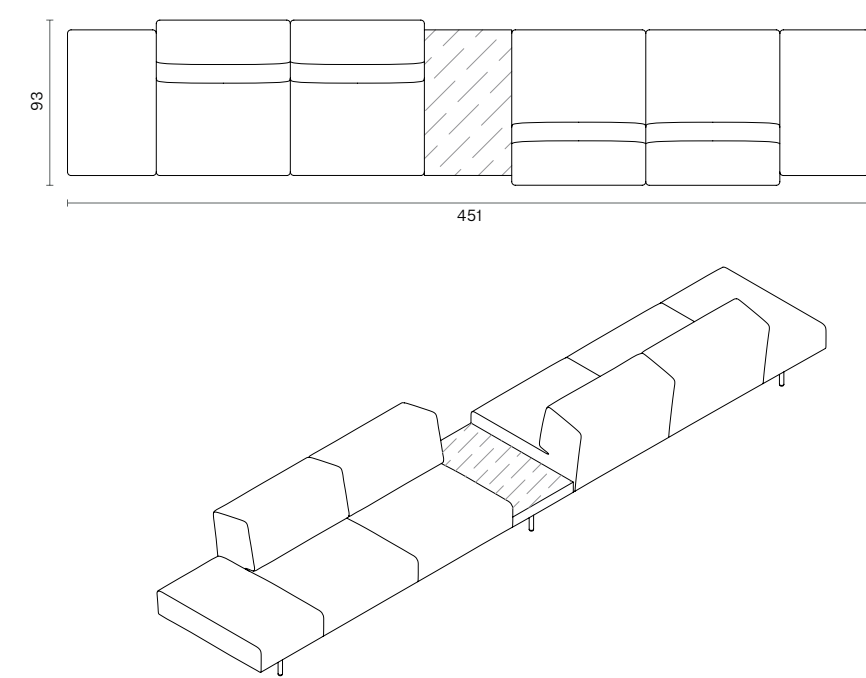
Plan 2



Plan 3



Plan 4



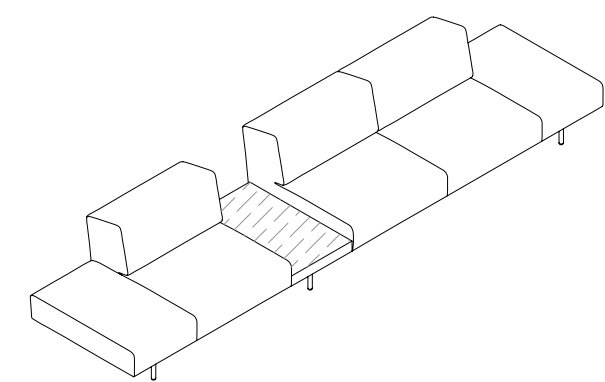
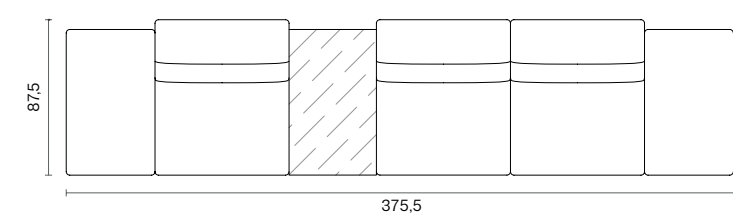
Matt

Benches

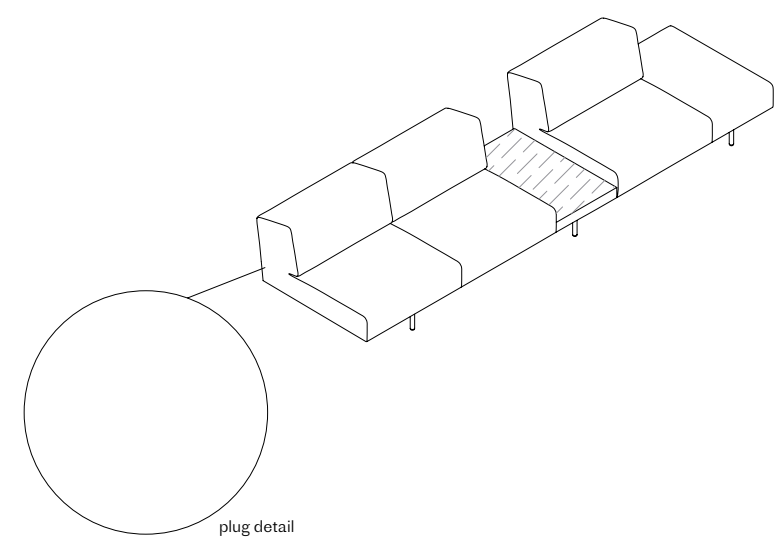
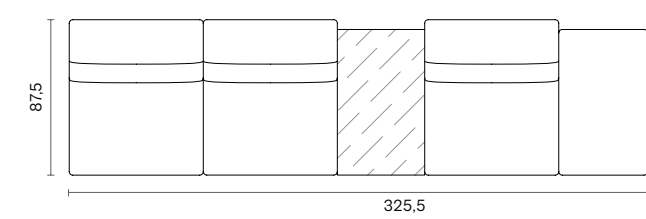
Indoor

Dimensions (cm)

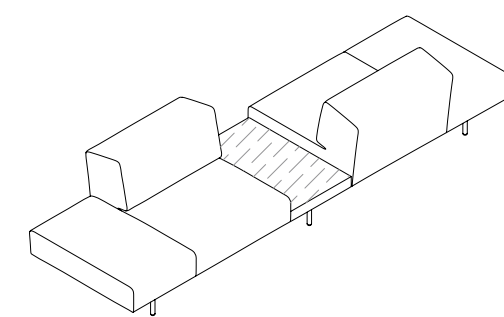
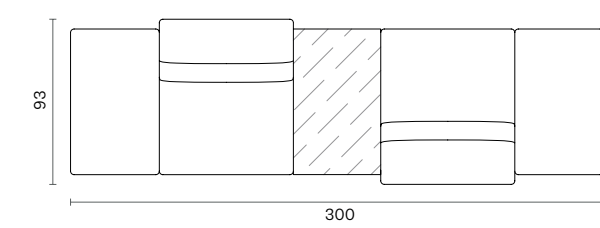
Plan 5



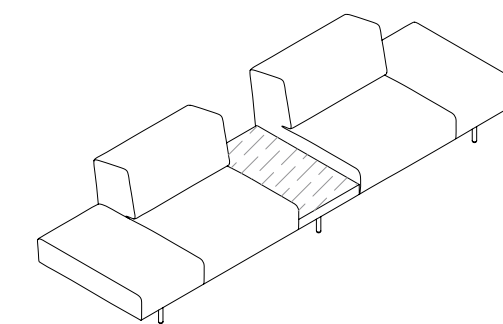
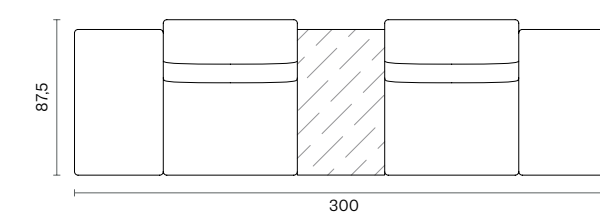
Plan 6



Plan 7

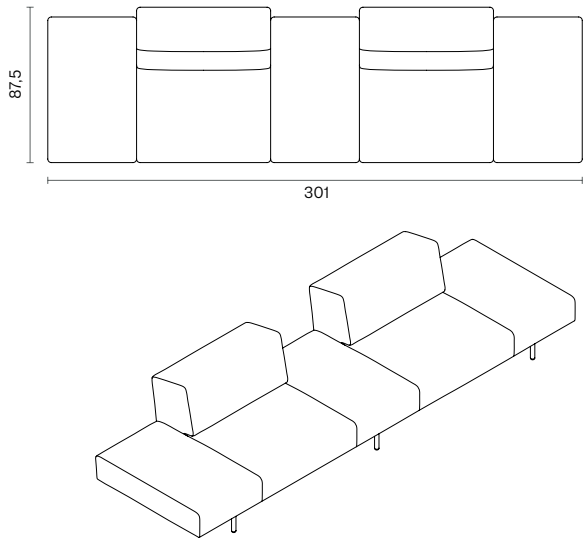


Plan 8

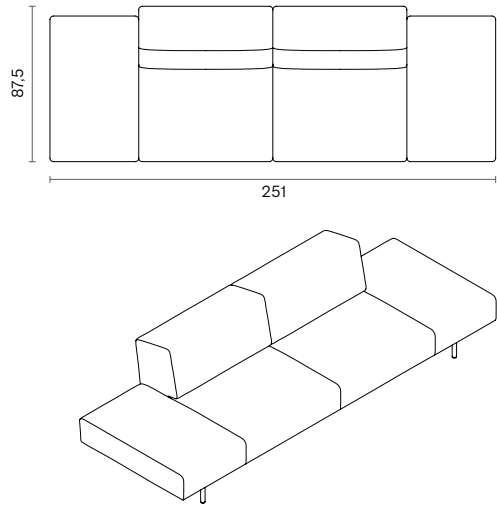


Dimensions (cm)

Plan 9



Plan 10



Matt

Benches

Indoor

Downloads

2D & 3D FILES



PRODUCT IMAGES



CERTIFICATES



You can run this product with following systems:



Matt

Benches

Indoor

Technical Specifications			Modules		
	Package Dimensions (cm) Quantity in Box: 1	Volume (m³)	Weight (kg)	Structure	Base
Module with Back	90x85x80	0,55	16	Solid Beechwood + Plywood + MDF	Ø22 Metal Tube + Electrostatic Powder Coated
Corner	135x145x80	1,35	20		
Pouf	55x85x45	0,20	10		
Side Table 82x49	x	0,05	4		



Matt

Benches

Indoor

Technical Specifications				Configurations	
	Package Dimensions (cm) Quantity in Box: 1	Volume (m³)	Weight (kg)	Structure	Base
Plan 1	90x455x75	3,07	40	Solid Beechwood + Plywood + MDF	Ø22 Metal Tube + Electrostatic Powder Coated
Plan 2	172x417x75	5,37	55		
Plan 3	90x455x75	3,07	40		
Plan 4	97x455x75	3,31	45		
Plan 5	90x380x75	2,56	35		
Plan 6	90x330x75	2,27	35		
Plan 7	97x305x75	2,21	35		
Plan 8	90x305x75	2,05	30		
Plan 9	90x305x75	2,05	30		
Plan 10	90x255x75	1,72	25		

Matt

Benches

Indoor



CARE AND MAINTENANCE



Care and maintenance instructions & warranty certificate **click and download**



www.bt.design

Showroom

Istanbul
istanbul@bt.design

Ankara
ankara@bt.design

London
london@bt.design

Factory

Istanbul
fabrika@bt.design

Bulgaria
europa@bt.design

Export

export@bt.design